

Prevalence of COVID-19 among UAlberta students

January 11, 2022

Prepared for UASU Executive Committee



Overview

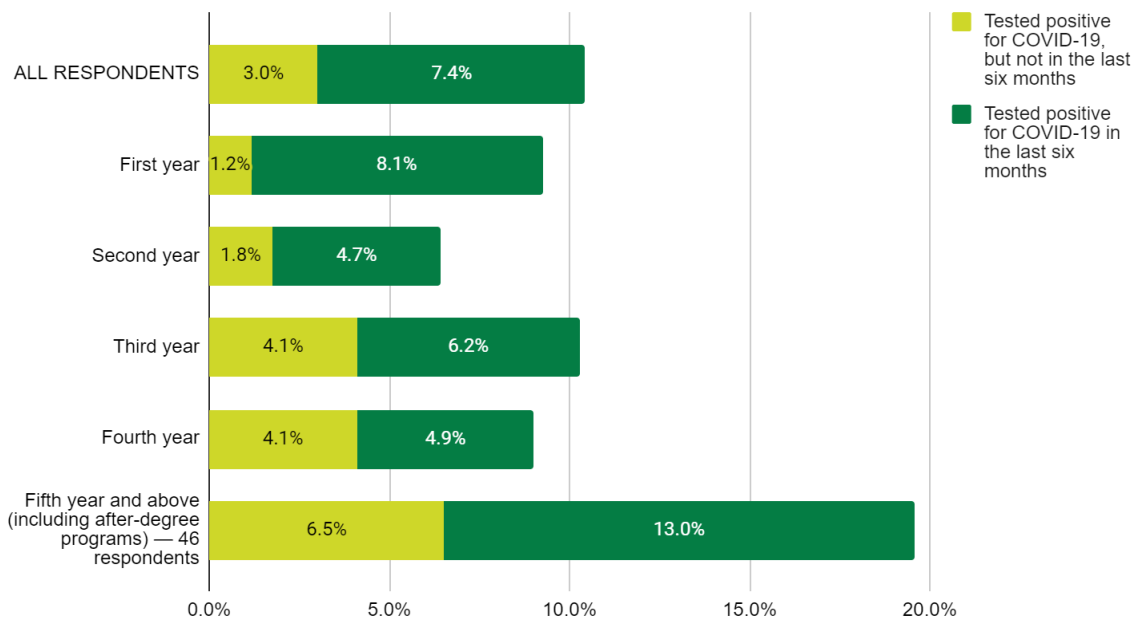
This UASU Perks survey ran on January 7 and January 10-11, 2022. It received a total of 728 points of contact, almost entirely undergraduate students. This is the first known data on COVID-19 prevalence and testing among UAlberta students.

Prevalence

10.4% of respondents have tested positive for COVID-19, more than 2/3 of them in the past six months. In our sample, one out of five upper-year respondents (fifth year and above, including after-degree programs) have tested positive.

Prevalence of COVID-19 among UAlberta students

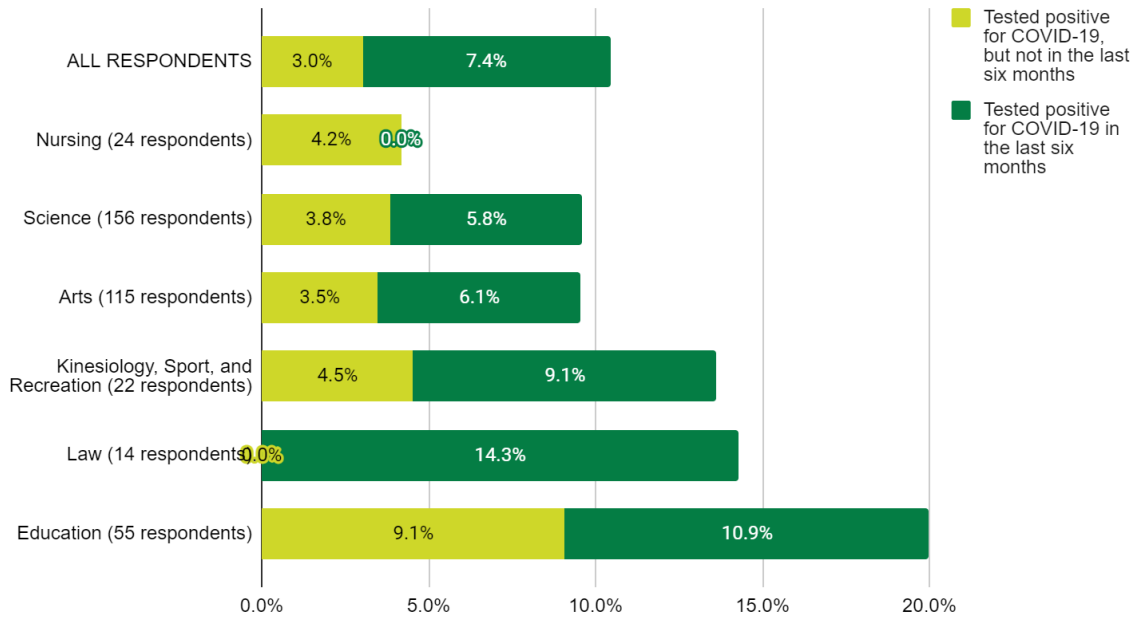
UASU Perks survey, January 7-11, 2021, n=728



Prevalence of COVID-19 varied widely by faculty. For example, out of the 55 Education students who took this survey, one-fifth had contracted COVID-19. The data also suggest significant recent spread in Law and KSR. Nursing students, by contrast, reported no positive tests in the last six months.

Prevalence of COVID-19 among UAlberta students — selected faculties

UASU Perks survey, January 7-11, 2021, n=728

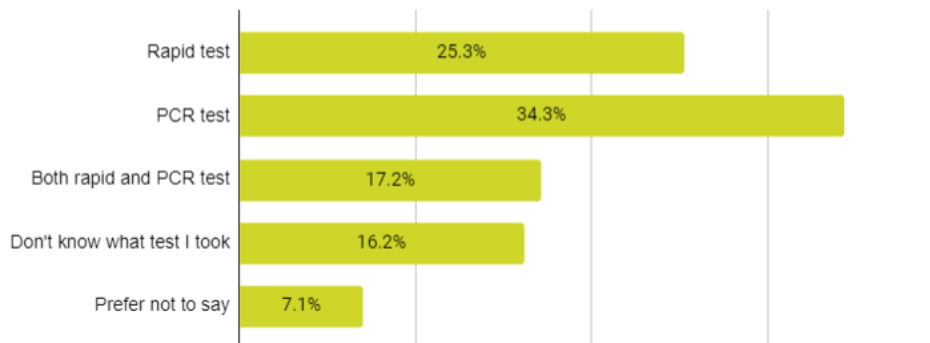


Type of Test

Among the 10% of respondents who had tested positive, over 40% had used a rapid test, over 50% had used a PCR test, and 16% did not know what kind of test they had taken.

Prevalence of COVID-19 among UAlberta students — test type used by students who tested positive

UASU Perks survey, January 7-11, 2021, n=728



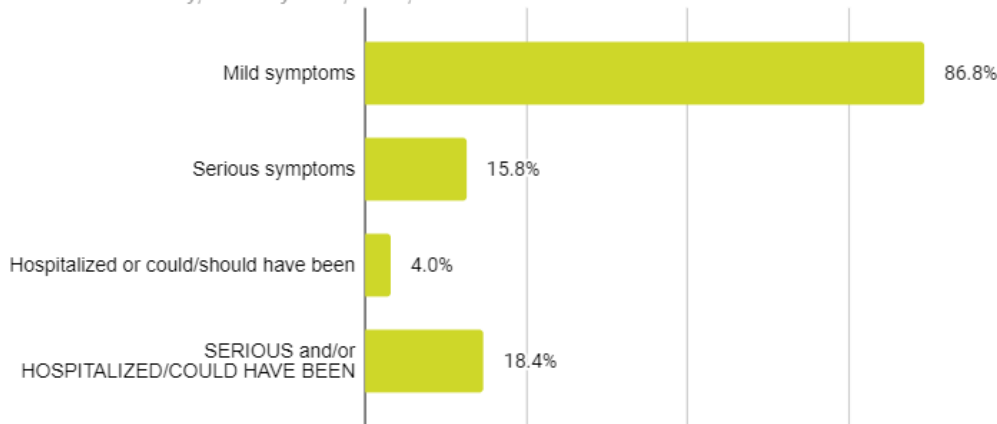
This survey did not ask about total test usage: it only asked what test types were involved for students who had tested positive. Further surveys are in development.

Symptoms

Among UAlberta students who tested positive, in a choose-all-that-apply question, one out of five (2.2% of the full sample) experienced serious symptoms and/or symptoms severe enough for hospitalization.

Prevalence of COVID-19 among UAlberta students — symptoms of those who tested positive (choose all that apply, incl. multiple cases)

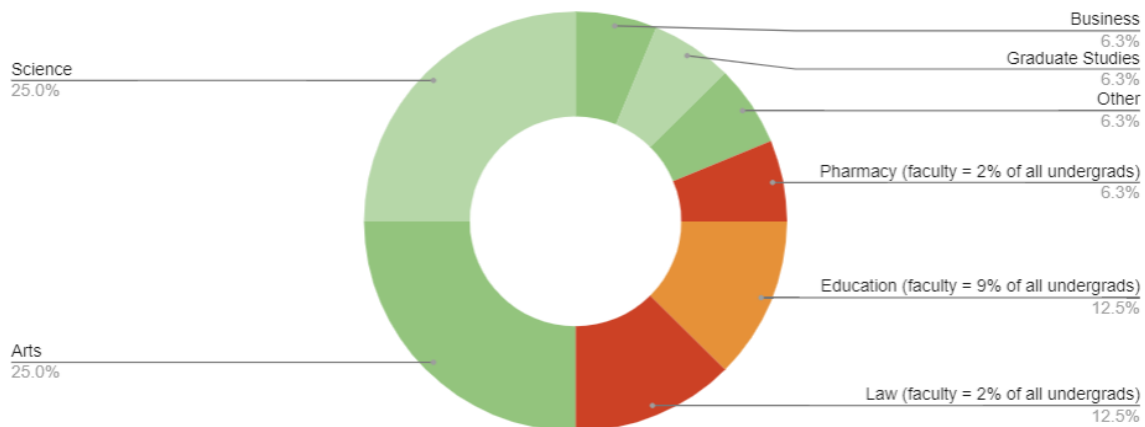
UASU Perks survey, January 7-11, 2021, n=728



Serious/severe symptoms were not distributed evenly by faculty. Pharmacy, Law, and Education students were overrepresented among the 2.2% of all respondents (16 respondents, one-fifth of positive cases) who experienced serious or severe symptoms.

Faculty breakdown of the 2.2% of respondents who have had serious cases of COVID-19

UASU Perks survey, January 7-11, 2021, n=728



Of these serious/severe cases, $\frac{2}{3}$ (including all the Pharmacy and Law cases) tested positive in the last six months.